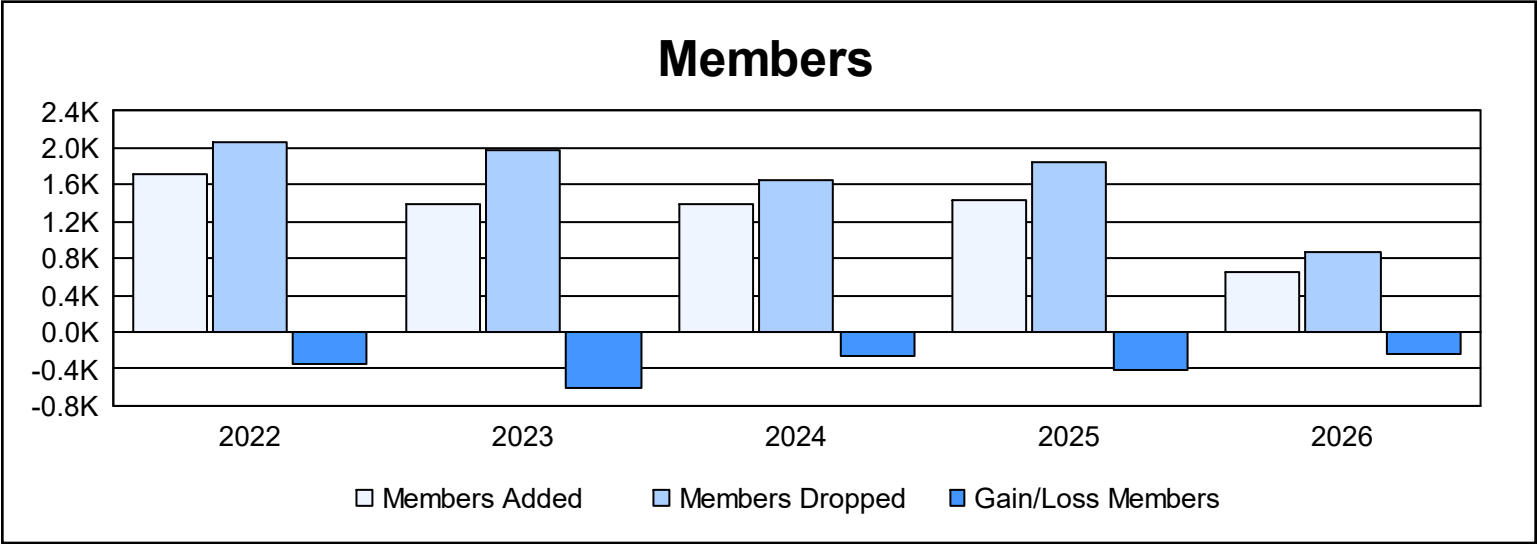
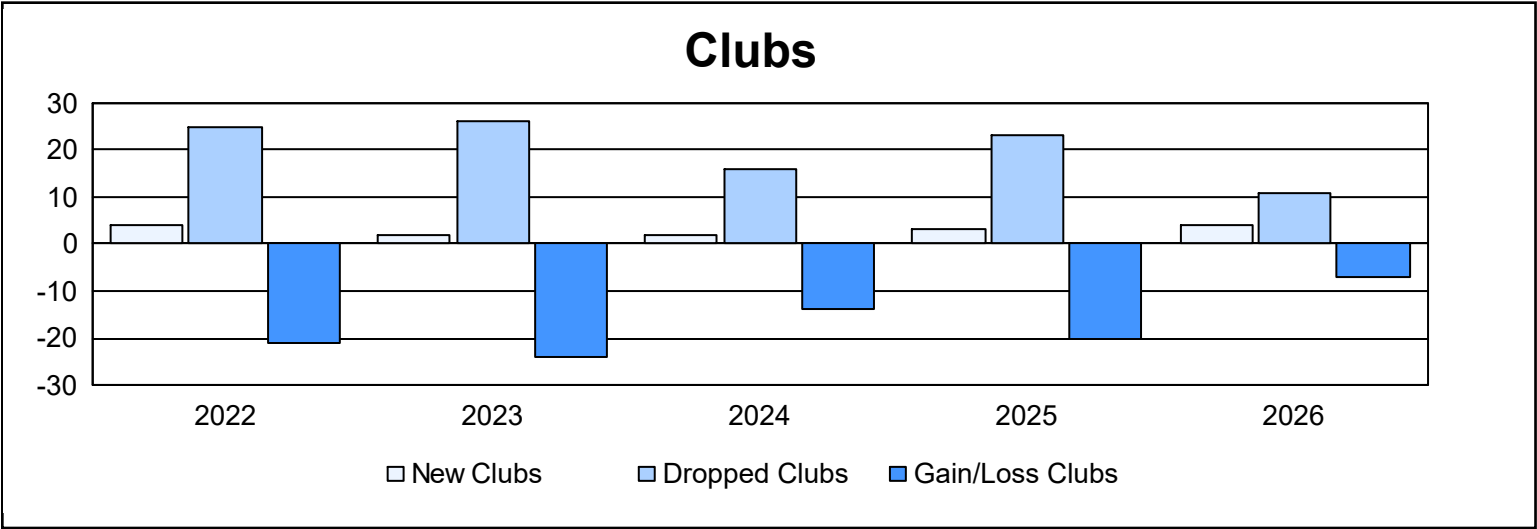
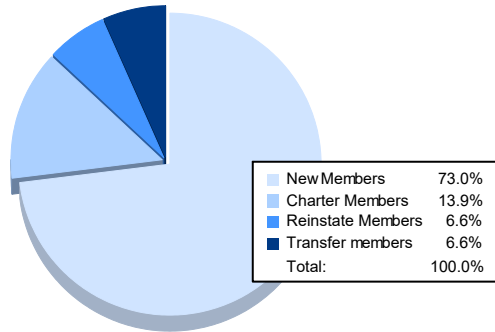


Year	New Clubs	Dropped Clubs	Gain/ Loss Clubs	New Members	Charter Members	Reinstate Members	Transfer Members	Total Member Added	Total Members Dropped	Gain/ Loss Members
2021-2022	4	25	-21	1,417	111	100	80	1,708	2,065	-357
2022-2023	2	26	-24	1,134	77	63	106	1,380	1,986	-606
2023-2024	2	16	-14	1,174	49	86	72	1,381	1,640	-259
2024-2025	3	23	-20	1,128	70	129	108	1,435	1,838	-403
2025-2026	4	11	-7	468	89	42	42	641	872	-231
Average	3	20	-17	1,064	79	84	82	1,309	1,680	-371



## Membership Composition

### December 2025 Cumulative



## Gender Composition

### December 2025 Cumulative

